

propel-lc Release 2.0 - Discharges




Release 2.0 provides the functionality for Lawyers and Lenders to complete Discharge transactions electronically via propel-lc. The Discharge function includes the following features:

- Lawyer can initiate a discharge request and submit the request to a Lender
- Discharge requests can be submitted to active propel-lc Lenders. Currently these include Kiwibank, AMP and NZHL
- Upload and submit to the lender the Discharge Request and Undertaking document
- Generate the Discharge Request and Undertaking document using Livedox
- Upload and submit to the Lender the Certificate of Title document
- Receive the Discharge Authority document from the Lender
- Receive both the Indicative and Final Settlement Statement documents from the Lender
- Complete details about the discharge funds
- Upload and submit the Discharge Funds Confirmation document to the Lender
- A tool has been provided to allow you to match a Mortgagee with a Lender
- Engage in secure messaging with the Lender

For further detail on Discharge functionality please see the Discharge Quick Guide under the help tab

propel-lc Release 2.0 - Settlements

In addition to releasing Discharges, we have enhanced existing settlement functionality to include:

- A new Alerts Home page has been added. This page displays the deals which require action, you will see alerts for the following reasons:
 -  when the Lender has amended a deal and changed the data or a new note has been added
 -  when the Lender has uploaded a new document
 -  when the Lender has added an actionable note – this alert will only appear after the deal has settled
- Other deals that will show up under the Alerts Home page include:
 - A new settlement deal has been submitted for you to accept
 - A discharge deal has been declined
 - A discharge cancellation request has been made
- New Settlements and Discharges Home pages have been added, allowing you to drill down to either all of your Settlement deals or all of your Discharge deals
- The document upload function has been modified. You are now able to upload documents without the lender being able to see them. Documents only become visible to the lender when you choose to submit them by clicking the submit button displayed next to the document.
- The notification of funds deposit process has been modified. It includes a basic email notification that the notification of funds deposit document has been uploaded. To view or download the document you will need to open the deal and navigate to the manage documents page
- A tab option has been added to the deal to allow you to view any variances between lender and lawyer data. These variances may occur because you do not accept a change that the Lender has made or alternatively the Lender does not accept a change that you have made
- You can receive settlement loan instructions from NZHL and AMP

The www.propel-lc.net home page has been updated to include; training calendar, forum, training videos and FAQ

For further details on settlement functionality please see the Settlements Quick Guide under the help tab